



SMD HIGH CURRENT POWER INDUCTORS

LPA 1030 SERIES

FEATURES:

- High current, low loss of iron powder core
- Low profile for machine placement
- Minimize electromagnetic interference
- Suppress common mode noise
- Prevent EMI effect via precise impedance
- Custom design available

COMMON APPLICATIONS:

- Servers and workstations
- Data networking and storage systems
- Notebook and desktop computers
- Graphics cards and battery power systems
- Multi-phase regulators

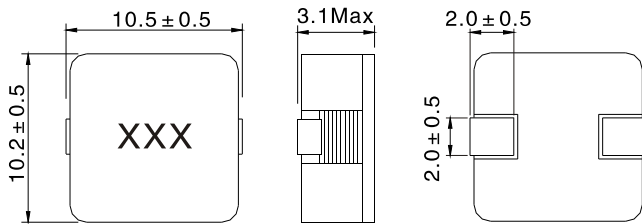
ELECTRICAL CHARACTERISTICS:

Part Number	Codes	Inductance L0(μH) ± 20% @0Adc	Heat rating current DC Amps IDC(A)	Saturation current DC Amps Isat(A)	DCR Max. (mΩ).
LPA1030-R20M	R20	0.2	22.0	50.0	0.9
LPA1030-R33M	R33	0.33	18.0	36.0	2.39
LPA1030-R56M	R56	0.56	18.0	33.0	2.39
LPA1030-R68M	R68	0.68	14.0	21.0	5.27
LPA1030-1R0M	1R0	1.0	14.0	21.0	5.27
LPA1030-1R2M	1R2	1.2	12.0	15.0	7.26
LPA1030-1R5M	1R5	1.5	12.0	18.0	7.26
LPA1030-2R2M	2R2	2.2	9.0	15.0	12.52

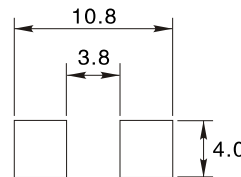
Note:1. K= ± 10%,M= ± 20%,N= ± 30%

TECHNICAL INFORMATION & PHYSICAL CHARACTERISTICS:

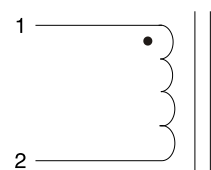
Dimensions(mm)



Land patterns



Winding



Note:

- Test frequency: 100KHz,0.1V
- Testing Instrument : L:HP4284A, WK3260B, WK3261A
- All test data is referenced to 25°C ambient
- Idc: DC current (A) that will cause an approximate ΔT of 50°C
- Isat: DC current (A) that will cause Lo to drop approximately 30%
- Operating Temperature Range -55°C to +125°C
- The part temperature (ambient t temp rise) should not exceed 125°C under worse case operating Conditions. Circuit design, component placement. PWB trace size and thickness, airflow and other cooling provision all affect the part temperature. part temperature should be verified in The end application.
- Packing: 800PCS/REEL

Note:All specifications subject to change without notice.