



SMD HIGH CURRENT POWER INDUCTORS

LPA 1030 SERIES

FEATURES:

- High current, low loss of iron powder core
- Low profile for machine placement
- Minimize electromagnetic interference
- Suppress common mode noise
- Prevent EMI effect via precise impedance
- Custom design available

COMMON APPLICATIONS:

- Servers and workstations
- Data networking and storage systems
- Notebook and desktop computers
- Graphics cards and battery power systems
- Multi-phase regulators

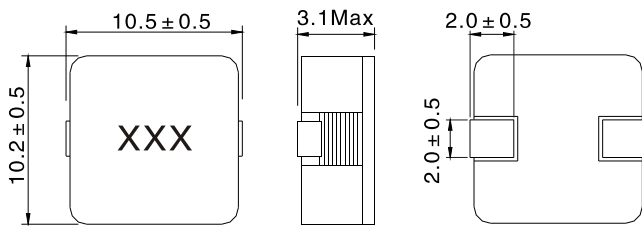
ELECTRICAL CHARACTERISTICS:

Part Number	Codes	Inductance L0(μH) ± 20% @0Adc	Heat rating current DC Amps IDC(A)	Saturation current DC Amps Isat(A)	DCR Max. (mΩ).
LPA1030-R20M	R20	0.2	22.0	50.0	0.9
LPA1030-R33M	R33	0.33	18.0	36.0	2.39
LPA1030-R56M	R56	0.56	18.0	33.0	2.39
LPA1030-R68M	R68	0.68	14.0	21.0	5.27
LPA1030-1R0M	1R0	1.0	14.0	21.0	5.27
LPA1030-1R2M	1R2	1.2	12.0	15.0	7.26
LPA1030-1R5M	1R5	1.5	12.0	18.0	7.26
LPA1030-2R2M	2R2	2.2	9.0	15.0	12.52

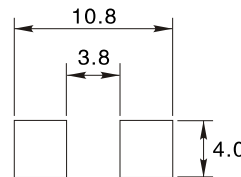
Note:1. K= ± 10%,M= ± 20%,N= ± 30%

TECHNICAL INFORMATION & PHYSICAL CHARACTERISTICS:

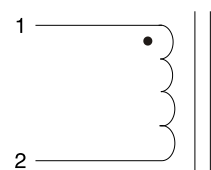
Dimensions(mm)



Land patterns



Winding



Note:

- Test frequency: 100KHz,0.1V
- Testing Instrument : L:HP4284A, WK3260B, WK3261A
- All test data is referenced to 25°C ambient
- Idc: DC current (A) that will cause an approximate ΔT of 50°C
- Isat: DC current (A) that will cause Lo to drop approximately 30%
- Operating Temperature Range -55°C to +125°C
- The part temperature (ambient t temp rise) should not exceed 125°C under worse case operating Conditions. Circuit design, component placement. PWB trace size and thickness, airflow and other cooling provision all affect the part temperature. part temperature should be verified in The end application.
- Packing: 800PCS/REEL

Note:All specifications subject to change without notice.



SMD HIGH CURRENT POWER INDUCTORS

LPA 1040 SERIES

FEATURES:

- High current, low loss of iron powder core
- Low profile for machine placement
- Minimize electromagnetic interference
- Suppress common mode noise
- Prevent EMI effect via precise impedance
- Custom design available

COMMON APPLICATIONS:

- Servers and workstations
- Data networking and storage systems
- Notebook and desktop computers
- Graphics cards and battery power systems
- Multi-phase regulators

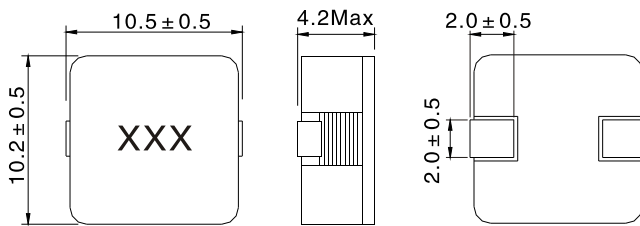
ELECTRICAL CHARACTERISTICS:

Part Number	Codes	Inductance L0(μH) ± 20% @0Adc	Heat rating current DC Amps IDC(A)	Saturation current DC Amps Isat(A)	DCR Max. (mΩ).
LPA1040-R15M	R15	0.15	25.0	60.0	0.64
LPA1040-R30M	R30	0.3	22.0	35.0	1.21
LPA1040-R56M	R56	0.56	20.0	30.0	1.77
LPA1040-1R0M	1R0	1.0	16.0	20.0	3.63
LPA1040-1R5M	1R5	1.5	14.0	17.0	5.83
LPA1040-2R2M	2R2	2.2	11.0	13.0	8.03
LPA1040-2R8M	2R8	2.8	9.5	11.0	11.66
LPA1040-4R3M	4R3	4.3	8.0	8.0	15.51

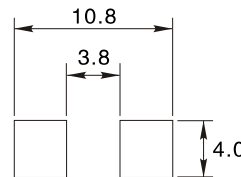
Note:1. K= ± 10%,M= ± 20%,N= ± 30%

TECHNICAL INFORMATION & PHYSICAL CHARACTERISTICS:

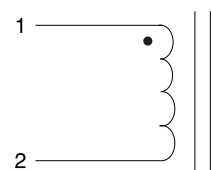
Dimensions(mm)



Land patterns



Winding



Note:

- Test frequency: 100KHz,0.1V
- Testing Instrument : L:HP4284A, WK3260B, WK3261A
- All test data is referenced to 25°C ambient
- Idc: DC current (A) that will cause an approximate ΔT of 50°C
- Isat: DC current (A) that will cause Lo to drop approximately 30%
- Operating Temperature Range -55°C to +125°C
- The part temperature (ambient t temp rise) should not exceed 125°C under worse case operating Conditions. Circuit design, component placement. PWB trace size and thickness, airflow and other cooling provision all affect the part temperature. part temperature should be verified in The end application.
- Packing: 800PCS/REEL

Note:All specifications subject to change without notice.



SMD HIGH CURRENT POWER INDUCTORS

LPA 1050 SERIES

FEATURES:

- High current, low loss of iron powder core
- Low profile for machine placement
- Minimize electromagnetic interference
- Suppress common mode noise
- Prevent EMI effect via precise impedance
- Custom design available

COMMON APPLICATIONS:

- Servers and workstations
- Data networking and storage systems
- Notebook and desktop computers
- Graphics cards and battery power systems
- Multi-phase regulators

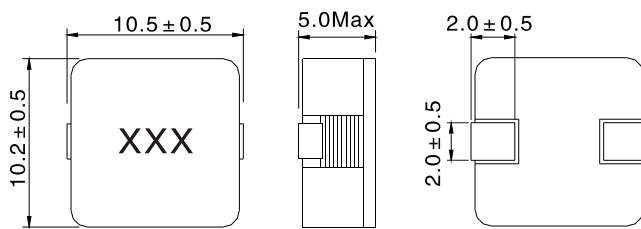
ELECTRICAL CHARACTERISTICS:

Part Number	Codes	Inductance L0(μH) ± 20% @0Adc	Heat rating current DC Amps IDC(A)	Saturation current DC Amps Isat(A)	DCR Max. (mΩ).
LPA1050-R16M	R16	0.16	25.0	58.0	0.56
LPA1050-R40M	R40	0.4	24.0	37.0	0.74
LPA1050-R72M	R72	0.72	22.0	35.0	1.43
LPA1050-1R2M	1R2	1.2	20.0	25.0	1.98
LPA1050-1R8M	1R8	1.8	16.0	18.0	3.85
LPA1050-2R4M	2R4	2.4	14.0	17.0	5.23
LPA1050-3R3M	3R3	3.3	12.0	15.0	6.49
LPA1050-4R2M	4R2	4.2	11.0	14.0	7.81
LPA1050-5R5M	5R5	5.5	10.0	12.0	11.33
LPA1050-6R5M	6R5	6.5	8.4	10.0	13.75
LPA1050-7R8M	7R8	7.8	8.0	9.5	14.96
LPA1050-100M	100	10	7.2	8.5	17.93
LPA1050-160M	160	16	5.0	6.5	37.95

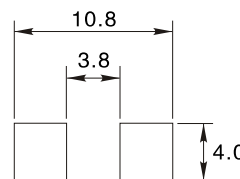
Note:1. K= ± 10%,M= ± 20%,N= ± 30%

TECHNICAL INFORMATION & PHYSICAL CHARACTERISTICS:

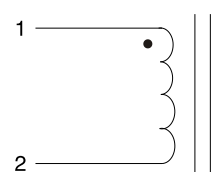
Dimensions(mm)



Land patterns



Winding



Note:

- Test frequency: 100KHz,0.1V
- Testing Instrument : L:HP4284A, WK3260B, WK3261A, WK3265B
- All test data is referenced to 25°C ambient
- Idc: DC current (A) that will cause an approximate ΔT of 50°C
- Isat: DC current (A) that will cause Lo to drop approximately 30%
- Operating Temperature Range -55°C to +125°C
- The part temperature (ambient t temp rise) should not exceed 125°C under worse case operating Conditions. Circuit design, component placement. PWB trace size and thickness, airflow and other cooling provision all affect the part temperature. part temperature should be verified in The end application.
- Packing: 800PCS/REEL

Note:All specifications subject to change without notice.



SMD HIGH CURRENT POWER INDUCTORS

LPA 1230 SERIES

FEATURES:

- High current, low loss of iron powder core
- Low profile for machine placement
- Minimize electromagnetic interference
- Suppress common mode noise
- Prevent EMI effect via precise impedance
- Custom design available

COMMON APPLICATIONS:

- Servers and workstations
- Data networking and storage systems
- Notebook and desktop computers
- Graphics cards and battery power systems
- Multi-phase regulators

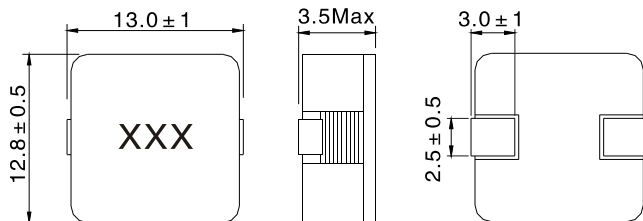
ELECTRICAL CHARACTERISTICS:

Part Number	Codes	Inductance L0(μH) ± 20% @0Adc	Heat rating current DC Amps IDC(A)	Saturation current DC Amps Isat(A)	DCR Max. (mΩ).
LPA1230-R25N	R25	0.25	24.0	60.0	0.83
LPA1230-R68M	R68	0.68	22.0	40.0	1.74
LPA1230-1R2M	1R2	1.2	17.0	28.0	3.14
LPA1230-1R8M	1R8	1.8	14.0	22.0	6.16
LPA1230-2R2M	2R2	2.2	14.0	18.0	6.27
LPA1230-3R3M	3R3	3.3	12.0	14.0	8.91

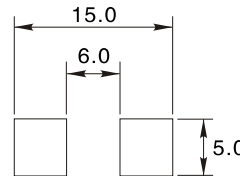
Note:1. K= ± 10%,M= ± 20%,N= ± 30%

TECHNICAL INFORMATION & PHYSICAL CHARACTERISTICS:

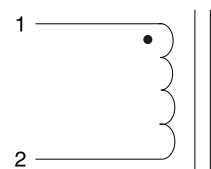
Dimensions(mm)



Land patterns



Winding



Note:

- Test frequency: 100KHz,0.1V
- Testing Instrument : L:HP4284A, WK3260B, WK3261A
- All test data is referenced to 25°C ambient
- Idc: DC current (A) that will cause an approximate ΔT of 50°C
- Isat: DC current (A) that will cause Lo to drop approximately 30%
- Operating Temperature Range -55°C to +125°C
- The part temperature (ambient t temp rise) should not exceed 125°C under worse case operating Conditions. Circuit design, component placement. PWB trace size and thickness, airflow and other cooling provision all affect the part temperature. part temperature should be verified in The end application.
- Packing: 500PCS/REEL

Note:All specifications subject to change without notice.



SMD HIGH CURRENT POWER INDUCTORS

LPA 1260 SERIES

FEATURES:

- High current, low loss of iron powder core
- Low profile for machine placement
- Minimize electromagnetic interference
- Suppress common mode noise
- Prevent EMI effect via precise impedance
- Custom design available

COMMON APPLICATIONS:

- Servers and workstations
- Data networking and storage systems
- Notebook and desktop computers
- Graphics cards and battery power systems
- Multi-phase regulators

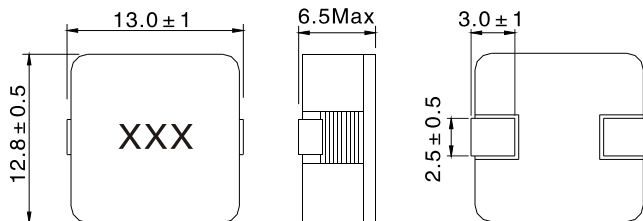
ELECTRICAL CHARACTERISTICS:

Part Number	Codes	Inductance L0(μH) ± 20% @0Adc	Heat rating current DC Amps IDC(A)	Saturation current DC Amps Isat(A)	DCR Max. (mΩ).
LPA1260-R22M	R22	0.2	32.0	65.0	0.39
LPA1260-R47M	R47	0.47	30.0	50.0	0.74
LPA1260-R82M	R82	0.82	27.0	35.0	0.99
LPA1260-1R3M	1R3	1.3	25.0	25.0	1.98
LPA1260-2R0M	2R0	2.0	23.0	22.0	2.86
LPA1260-2R8M	2R8	2.8	20.0	17.5	3.63
LPA1260-3R7M	3R7	3.7	17.0	16.0	5.39
LPA1260-4R7M	4R7	4.7	13.0	15.0	7.70
LPA1260-6R0M	6R0	6.0	12.0	14.0	9.24
LPA1260-7R3M	7R3	7.3	13.0	12.0	6.49
LPA1260-9R2M	9R2	9.2	12.0	10.5	8.58
LPA1260-110M	110	11.3	11.0	9.5	10.0
LPA1260-130M	130	13.0	10.0	9.0	12.32
LPA1260-150M	150	15.4	9.0	8.0	16.28
LPA1260-220M	120	22.0	6.0	6.5	27.17

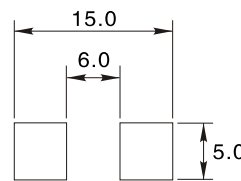
Note:1. K= ± 10%,M= ± 20%,N= ± 30%

TECHNICAL INFORMATION & PHYSICAL CHARACTERISTICS:

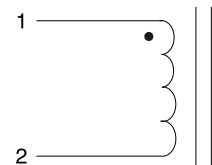
Dimensions(mm)



Land patterns



Winding



Note:

- Test frequency: 100KHz,0.1V
- Testing Instrument : L:HP4284A, WK3260B, WK3261A
- All test data is referenced to 25°C ambient
- Idc: DC current (A) that will cause an approximate ΔT of 50°C
- Isat: DC current (A) that will cause Lo to drop approximately 30%
- Operating Temperature Range -55°C to +125°C
- The part temperature (ambient t temp rise) should not exceed 125°C under worse case operating Conditions. Circuit design, component placement. PWB trace size and thickness, airflow and other cooling provision all affect the part temperature. part temperature should be verified in The end application.
- Packing: 500PCS/REEL

Note:All specifications subject to change without notice.



SMD HIGH CURRENT POWER INDUCTORS

LPA 1890 SERIES

FEATURES:

- High current, low loss of iron powder core
- Low profile for machine placement
- Minimize electromagnetic interference
- Suppress common mode noise
- Prevent EMI effect via precise impedance
- Custom design available

COMMON APPLICATIONS:

- Servers and workstations
- Data networking and storage systems
- Notebook and desktop computers
- Graphics cards and battery power systems
- Multi-phase regulators

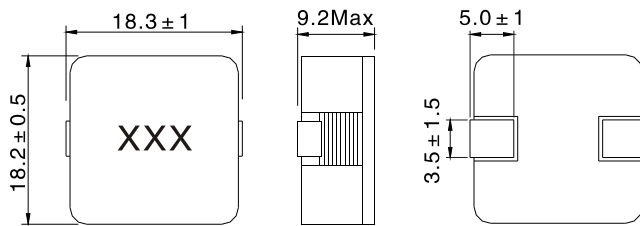
ELECTRICAL CHARACTERISTICS:

Part Number	Codes	Inductance L0(μH) ± 20% @0Adc	Heat rating current DC Amps IDC(A)	Saturation current DC Amps Isat(A)	DCR Max. (mΩ).
LPA1890-R82M	R82	0.82	41.5	65.0	0.58
LPA1890-1R3M	1R3	1.3	34.5	62.0	1.02
LPA1890-1R9M	1R9	1.9	32.5	52.0	1.3
LPA1890-2R6M	2R6	2.6	31.5	50.0	1.71
LPA1890-3R5M	3R5	3.5	22.5	37.0	3.35
LPA1890-4R5M	4R5	4.5	20.5	37.0	3.67
LPA1890-5R6M	5R6	5.6	19.0	33.0	4.0
LPA1890-6R8M	6R8	6.8	18.5	27.0	4.43
LPA1890-100M	100	10	15.0	21.5	7.45
LPA1890-100MT	100	10	16.5	18.5	7.67
LPA1890-150M	150	15	14.0	14.0	10.05
LPA1890-220M	220	22	11.0	11.0	15.77
LPA1890-330M	330	33	8.5	9.0	24.41
LPA1890-470M	470	47	6.8	7.0	36.72

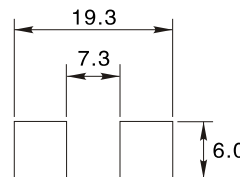
Note: 1. K= ± 10%,M= ± 20%,N= ± 30%

TECHNICAL INFORMATION & PHYSICAL CHARACTERISTICS:

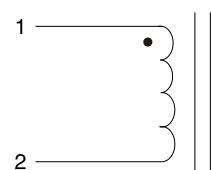
Dimensions(mm)



Land patterns



Winding



Note:

- Test frequency: 100KHz,0.1V
- Testing Instrument : L:HP4284A, WK3260B, WK3261A
- All test data is referenced to 25°C ambient
- Idc: DC current (A) that will cause an approximate ΔT of 50°C
- Isat: DC current (A) that will cause Lo to drop approximately 30%
- Operating Temperature Range -55°C to +125°C
- The part temperature (ambient t temp rise) should not exceed 125°C under worse case operating Conditions. Circuit design, component placement. PWB trace size and thickness, airflow and other cooling provision all affect the part temperature. part temperature should be verified in The end application.
- Packing: 250PCS/REEL

Note:All specifications subject to change without notice.



SMD HIGH CURRENT POWER INDUCTORS

LPA 7030 SERIES

FEATURES:

- High current, low loss of iron powder core
- Low profile for machine placement
- Minimize electromagnetic interference
- Suppress common mode noise
- Prevent EMI effect via precise impedance
- Custom design available

COMMON APPLICATIONS:

- Servers and workstations
- Data networking and storage systems
- Notebook and desktop computers
- Graphics cards and battery power systems
- Multi-phase regulators

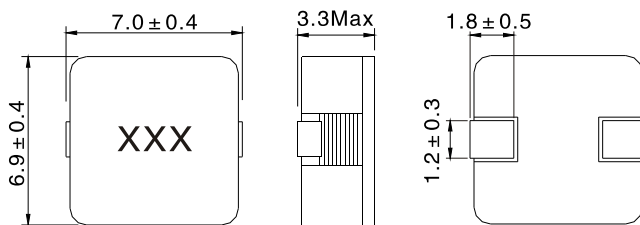
ELECTRICAL CHARACTERISTICS:

Part Number	Codes	Inductance L0(μH) ± 20% @0Adc	Heat rating current DC Amps IDC(A)	Saturation current DC Amps Isat(A)	DCR Max. (mΩ).
LPA7030-R13M	R13	0.13	22	48	1.0
LPA7030-R24M	R24	0.24	18	40	1.98
LPA7030-R52M	R52	0.52	14	20	4.07
LPA7030-R95M	R95	0.95	11	13	6.82
LPA7030-1R2M	1R2	1.15	8.5	13	9.46
LPA7030-1R5M	1R5	1.5	7.5	12	13.97
LPA7030-2R0M	2R0	2.0	6.5	9	15.62

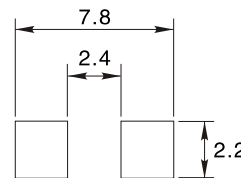
Note:1. K= ± 10%,M= ± 20%,N= ± 30%

TECHNICAL INFORMATION & PHYSICAL CHARACTERISTICS:

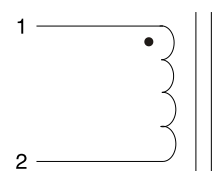
Dimensions(mm)



Land patterns



Winding



Note:

- Test frequency: 100KHz,0.1V
- Testing Instrument : L:HP4284A, WK3260B, WK3261A
- All test data is referenced to 25°C ambient
- Idc: DC current (A) that will cause an approximate ΔT of 50°C
- Isat: DC current (A) that will cause Lo to drop approximately 30%
- Operating Temperature Range -55°C to +125°C
- The part temperature (ambient t temp rise) should not exceed 125°C under worse case operating Conditions. Circuit design, component placement. PWB trace size and thickness, airflow and other cooling provision all affect the part temperature. part temperature should be verified in The end application.
- Packing: 1000PCS/REEL

Note:All specifications subject to change without notice.



SMD HIGH CURRENT POWER INDUCTORS

LPA 7040 SERIES

FEATURES:

- High current, low loss of iron powder core
- Low profile for machine placement
- Minimize electromagnetic interference
- Suppress common mode noise
- Prevent EMI effect via precise impedance
- Custom design available

COMMON APPLICATIONS:

- Servers and workstations
- Data networking and storage systems
- Notebook and desktop computers
- Graphics cards and battery power systems
- Multi-phase regulators

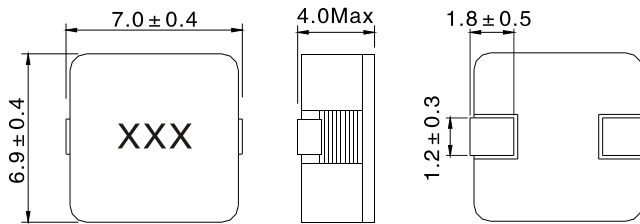
ELECTRICAL CHARACTERISTICS:

Part Number	Codes	Inductance L0(μH) ± 20% @0Adc	Heat rating current DC Amps IDC(A)	Saturation current DC Amps Isat(A)	DCR Max. (mΩ).
LPA7040-R22M	R22	0.22	21.0	32.0	1.21
LPA7040-R40M	R40	0.4	19.0	25.0	2.04
LPA7040-R68M	R68	0.68	17.0	20.0	3.41
LPA7040-1R0M	1R0	1.0	15.0	19.0	5.06
LPA7040-1R5M	1R5	1.5	11.0	14.0	7.26
LPA7040-2R2M	2R2	2.2	9.0	13.0	12.54
LPA7040-3R3M	3R3	3.3	6.5	11.0	18.92
LPA7040-4R7M	4R7	4.7	6.0	7.0	21.45

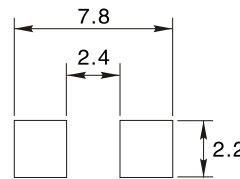
Note:1. K= ± 10%,M= ± 20%,N= ± 30%

TECHNICAL INFORMATION & PHYSICAL CHARACTERISTICS:

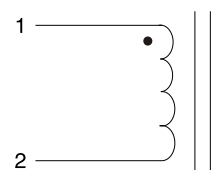
Dimensions(mm)



Land patterns



Winding



Note:

- Test frequency: 100KHz,0.1V
- Testing Instrument : L:HP4284A, WK3260B, WK3261A
- All test data is referenced to 25°C ambient
- Idc: DC current (A) that will cause an approximate ΔT of 50°C
- Isat: DC current (A) that will cause Lo to drop approximately 30%
- Operating Temperature Range -55°C to +125°C
- The part temperature (ambient t temp rise) should not exceed 125°C under worse case operating Conditions. Circuit design, component placement. PWB trace size and thickness, airflow and other cooling provision all affect the part temperature. part temperature should be verified in The end application.
- Packing: 1000PCS/REEL

Note:All specifications subject to change without notice.



SMD HIGH CURRENT POWER INDUCTORS

LPA 7050 SERIES

FEATURES:

- High current, low loss of iron powder core
- Low profile for machine placement
- Minimize electromagnetic interference
- Suppress common mode noise
- Prevent EMI effect via precise impedance
- Custom design available

COMMON APPLICATIONS:

- Servers and workstations
- Data networking and storage systems
- Notebook and desktop computers
- Graphics cards and battery power systems
- Multi-phase regulators

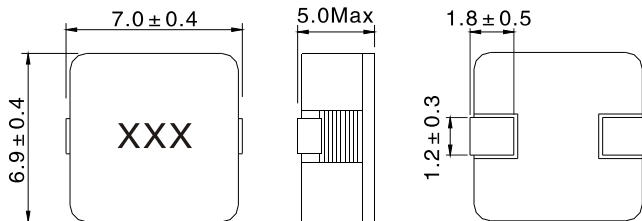
ELECTRICAL CHARACTERISTICS:

Part Number	Codes	Inductance L0(μH) ± 20% @0Adc	Heat rating current DC Amps IDC(A)	Saturation current DC Amps Isat(A)	DCR Max. (mΩ).
LPA7050-R24M	R24	0.24	20.0	28.0	1.1
LPA7050-R47M	R47	0.47	18.0	20.0	1.49
LPA7050-R76M	R76	0.76	15.5	15.0	2.48
LPA7050-1R1M	1R1	1.1	15.0	13.0	3.47
LPA7050-1R5M	1R5	1.5	13.0	11.0	4.73
LPA7050-2R0M	2R0	2.0	11.5	9.0	6.44
LPA7050-3R3M	3R3	3.3	9.0	8.0	9.90
LPA7050-4R9M	4R9	4.9	6.5	6.5	15.95
LPA7050-6R5M	6R5	6.5	6.0	6.0	23.65
LPA7050-7R6M	7R6	7.6	4.2	4.8	33.22
LPA7050-8R5M	8R5	8.5	4.0	4.5	35.75
LPA7050-100M	100	10	3.5	4.0	36.30

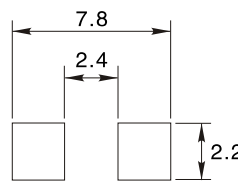
Note: 1. K= ± 10%,M= ± 20%,N= ± 30%

TECHNICAL INFORMATION & PHYSICAL CHARACTERISTICS:

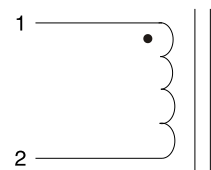
Dimensions(mm)



Land patterns



Winding



Note:

- Test frequency: 100KHz,0.1V
- Testing Instrument : L:HP4284A, WK3260B, WK3261A, WK3265B
- All test data is referenced to 25°C ambient
- Idc: DC current (A) that will cause an approximate ΔT of 50°C
- Isat: DC current (A) that will cause Lo to drop approximately 30%
- Operating Temperature Range -55°C to +125°C
- The part temperature (ambient t temp rise) should not exceed 125°C under worse case operating Conditions. Circuit design, component placement. PWB trace size and thickness, airflow and other cooling provision all affect the part temperature. part temperature should be verified in The end application.
- Packing: 1000PCS/REEL

Note:All specifications subject to change without notice.