

50/60HZ PCB MOUNT TRANSFORMERS – EI RANGE

2.3W EI 30-18-PE3018 SERIES

FEATURES:

- Vacuum filling
- Two compartments bobbins
- Self-extinguishing plastics UL 94 VO
- Degree of protection IP 00
- 80 grams weight

OPTIONS:

- Bulk packaging is standard
- Custom design available

COMMON APPLICATIONS:

- Medical equipments
- Industrial equipments
- Industrial controls
- Test equipment
- Industrial computers
- Avionics & telecom

ELECTRICAL CHARACTERISTICS

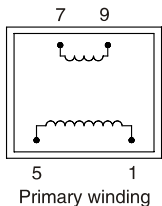
PRIMARY VOLTAGE: 230						PRIMARY VOLTAGE: 115					
Part Number	Secondary voltage V	Secondary Current m A	No-load voltage V	Ambient Temperature °C	Rating VA	Part Number	Secondary voltage V	Secondary Current m A	No-load voltage V	Ambient Temperature °C	Rating VA
PE301857	6	383	10.5	T70B	2.3	PE301869	6	383	10.5	T70B	2.3
PE301858	9	256	15.7	T70B	2.3	PE301870	9	256	15.7	T70B	2.3
PE301859	12	192	21	T70B	2.3	PE301871	12	192	21	T70B	2.3
PE301860	15	153	25.9	T70B	2.3	PE301872	15	153	25.9	T70B	2.3
PE301861	18	128	31.4	T70B	2.3	PE301873	18	128	31.4	T70B	2.3
PE301862	24	96	41.9	T70B	2.3	PE301874	24	96	41.9	T70B	2.3
PE301863	2 × 6	2 × 192	2 × 10.5	T70B	2.3	PE301875	2 × 6	2 × 192	2 × 10.5	T70B	2.3
PE301864	2 × 9	2 × 128	2 × 15.7	T70B	2.3	PE301876	2 × 9	2 × 128	2 × 15.7	T70B	2.3
PE301865	2 × 12	2 × 96	2 × 21	T70B	2.3	PE301877	2 × 12	2 × 96	2 × 21	T70B	2.3
PE301866	2 × 15	2 × 77	2 × 25.9	T70B	2.3	PE301878	2 × 15	2 × 77	2 × 25.9	T70B	2.3
PE301867*	2 × 18	2 × 64	2 × 31.4	T70B	2.3	PE301879	2 × 18	2 × 64	2 × 31.4	T70B	2.3
PE301868*	2 × 24	2 × 48	2 × 41.9	T70B	2.3	PE301880	2 × 24	2 × 48	2 × 41.9	T70B	2.3

*To be noted : 2 x 18 V and 2 x 24 non safety transformer approved, conform to EN 61558-2-6 (Isolating transformer).

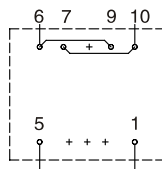
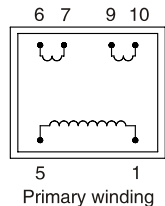
TECHNICAL INFORMATION

- Resin class B CEI 85 (20 000 h testing to CEI 126)
- Inherently short-circuits proof transformer
- 30 V model is VDE EN 61558-2-6 certified (production on request)
- Insulation voltage 4 KV
- 100% tested production
- Certification : CCA procedure on request

1 Secondary winding

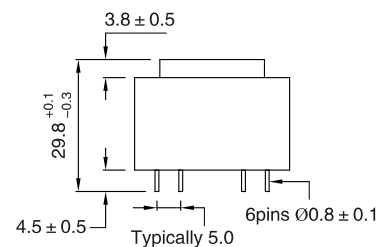
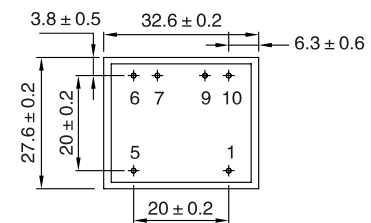


2 Secondary winding



All dimensions in mm

PHYSICAL CHARACTERISTICS



Recommended Drill-hole Diameter for 1.3mm pins