



# 50/60HZ PCB MOUNT TRANSFORMERS – EI RANGE 0.6W EI 30–5–PE3005 SERIES

## FEATURES:

- Vacuum filling
- Two compartments bobbins
- Self-extinguishing plastics UL 94 VO
- Degree of protection IP 00
- 40 grams weight

## OPTIONS:

- Bulk packaging is standard
- Custom design available

## COMMON APPLICATIONS:

- Medical equipments
- Industrial equipments
- Industrial controls
- Test equipment
- Industrial computers
- Avionics & telecom

## ELECTRICAL CHARACTERISTICS

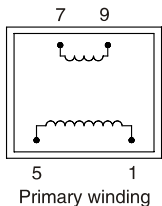
PRIMARY VOLTAGE: 230						PRIMARY VOLTAGE: 115					
Part Number	Secondary voltage V	Secondary Current m A	No-load voltage V	Ambient Temperature °C	Rating VA	Part Number	Secondary voltage V	Secondary Current m A	No-load voltage V	Ambient Temperature °C	Rating VA
PE300513	6	100	9.94	T70B	0.6	PE300525	6	100	9.94	T70B	0.6
PE300514	9	66	14.95	T70B	0.6	PE300526	9	66	14.95	T70B	0.6
PE300515	12	50	19.9	T70B	0.6	PE300527	12	50	19.9	T70B	0.6
PE300516	15	40	24.9	T70B	0.6	PE300528	15	40	24.9	T70B	0.6
PE300517	18	33	29.9	T70B	0.6	PE300529	18	33	29.9	T70B	0.6
PE300518	24	25	39.8	T70B	0.6	PE300530	24	25	39.8	T70B	0.6
PE300519	2 × 6	2 × 50	2 × 9.94	T70B	0.6	PE300531	2 × 6	2 × 50	2 × 9.94	T70B	0.6
PE300520	2 × 9	2 × 33	2 × 14.95	T70B	0.6	PE300532	2 × 9	2 × 33	2 × 14.95	T70B	0.6
PE300521	2 × 12	2 × 25	2 × 19.9	T70B	0.6	PE300533	2 × 12	2 × 25	2 × 19.9	T70B	0.6
PE300522*	2 × 15	2 × 20	2 × 24.9	T70B	0.6	PE300534	2 × 15	2 × 20	2 × 24.9	T70B	0.6
PE300523*	2 × 18	2 × 17	2 × 29.9	T70B	0.6	PE300535	2 × 18	2 × 17	2 × 29.9	T70B	0.6
PE300524*	2 × 24	2 × 12	2 × 39.8	T70B	0.6	PE300536	2 × 24	2 × 12	2 × 39.8	T70B	0.6

\*Note: non safety transformer approved, conform to EN 61558-2-6 (Isolating transformer).

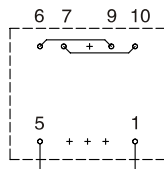
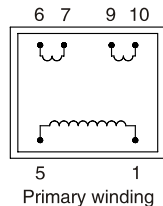
## TECHNICAL INFORMATION

- Resin class B CEI 85 (20000 h testing to CEI 126)
- Inherently short-circuits proof transformer
- UL approved primary versions: 24V, 48V, 240V (production on request)
- Insulation voltage 4 KV
- 100% tested production
- Certification : CCA procedure on request

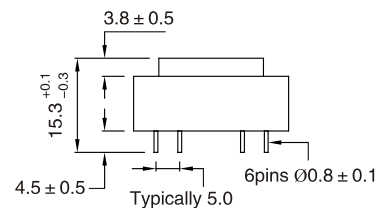
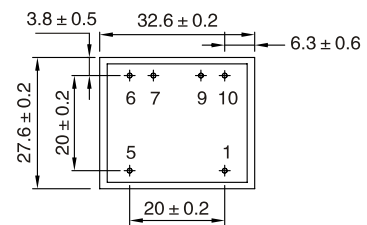
1 Secondary winding



2 Secondary winding



## PHYSICAL CHARACTERISTICS



All dimensions in mm

Recommended Drill-hole Diameter for 1.3mm pins