



# SMD HIGH CURRENT POWER INDUCTORS

## LPA 7050 SERIES

### FEATURES:

- High current, low loss of iron powder core
- Low profile for machine placement
- Minimize electromagnetic interference
- Suppress common mode noise
- Prevent EMI effect via precise impedance
- Custom design available

### COMMON APPLICATIONS:

- Servers and workstations
- Data networking and storage systems
- Notebook and desktop computers
- Graphics cards and battery power systems
- Multi-phase regulators

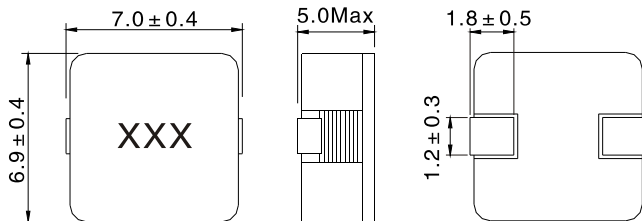
### ELECTRICAL CHARACTERISTICS:

Part Number	Codes	Inductance L0(μH) ± 20% @0Adc	Heat rating current DC Amps IDC(A)	Saturation current DC Amps Isat(A)	DCR Max. (mΩ).
LPA7050-R24M	R24	0.24	20.0	28.0	1.1
LPA7050-R47M	R47	0.47	18.0	20.0	1.49
LPA7050-R76M	R76	0.76	15.5	15.0	2.48
LPA7050-1R1M	1R1	1.1	15.0	13.0	3.47
LPA7050-1R5M	1R5	1.5	13.0	11.0	4.73
LPA7050-2R0M	2R0	2.0	11.5	9.0	6.44
LPA7050-3R3M	3R3	3.3	9.0	8.0	9.90
LPA7050-4R9M	4R9	4.9	6.5	6.5	15.95
LPA7050-6R5M	6R5	6.5	6.0	6.0	23.65
LPA7050-7R6M	7R6	7.6	4.2	4.8	33.22
LPA7050-8R5M	8R5	8.5	4.0	4.5	35.75
LPA7050-100M	100	10	3.5	4.0	36.30

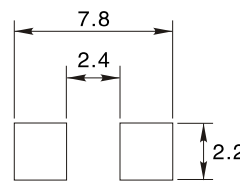
Note: 1. K= ± 10%,M= ± 20%,N= ± 30%

### TECHNICAL INFORMATION & PHYSICAL CHARACTERISTICS:

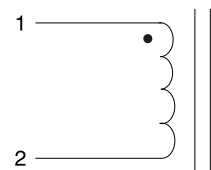
Dimensions(mm)



Land patterns



Winding



Note:

- Test frequency: 100KHz,0.1V
- Testing Instrument : L:HP4284A, WK3260B, WK3261A, WK3265B
- All test data is referenced to 25°C ambient
- Idc: DC current (A) that will cause an approximate ΔT of 50°C
- Isat: DC current (A) that will cause Lo to drop approximately 30%
- Operating Temperature Range -55°C to +125°C
- The part temperature (ambient t temp rise) should not exceed 125°C under worse case operating Conditions. Circuit design, component placement. PWB trace size and thickness, airflow and other cooling provision all affect the part temperature. part temperature should be verified in The end application.
- Packing: 1000PCS/REEL

Note:All specifications subject to change without notice.