


SMD MOLDED POWER INDUCTORS

LPM1090D SERIES



FEATURES:

- Alloy iron powder Molded structure
- Low profile: 11.5mm x 10.2mm x 9.0mm
- 100% lead (Pb) free meet RoHS standard
- RoHS compliant

COMMON APPLICATIONS:

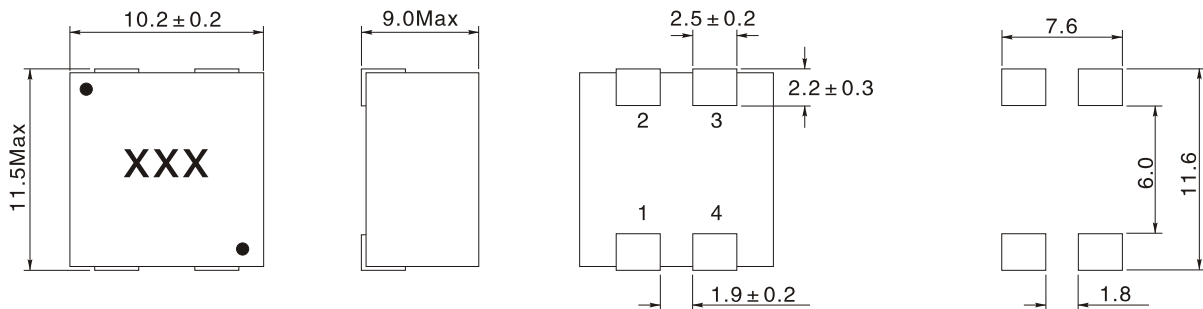
- Isolated converters, such as flyback converters
- Step-down, boost, SEPIC, Zeta, Cuk .
- A switching regulator with a second, unregulated output voltage.

ELECTRICAL CHARACTERISTICS:

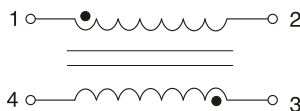
Part Number	Inductance L0(μH) ±20% @0Adc (1-2)=(3-4)	Heat rating current DC Amps IDC(A)	Saturation current DC Amps Isat(A)	DCR Typ. (mΩ). (1-2)=(3-4)	DCR Max. (mΩ). (1-2)=(3-4)
LPM1090D-1R0M	1.0	17.0	43.5	4.6	5.6
LPM1090D-1R5M	1.5	12.5	34.0	8.7	9.4
LPM1090D-2R2M	2.2	11.5	29.5	10.6	12.5
LPM1090D-3R3M	3.3	7.5	28.2	23.3	26.0
LPM1090D-4R7M	4.7	7.0	24.2	36.2	40.0
LPM1090D-6R8M	6.8	6.5	21.2	46.1	51.5
LPM1090D-8R2M	8.2	6.0	18.5	56.3	63.0
LPM1090D-100M	10.0	5.5	17.0	62.5	69.0
LPM1090D-150M	15.0	5.0	22.0	73.0	87.0
LPM1090D-220M	22.0	4.0	18.0	91.0	106.0
LPM1090D-330M	33.0	3.5	10.0	121.5	145.0
LPM1090D-470M	47.0	2.3	6.0	218.0	240.0

TECHNICAL INFORMATION & PHYSICAL CHARACTERISTICS:

Dimensions(mm)



Winding



Notes

- Test Frequency : 100KHz / 1V
- All test data is referenced to 25°C ambient.
- Heat Rated Current (Irms) DC current (A) that will cause an approximate ΔT of 40°C
- Saturation Current (Isat) DC current (A) that will cause L0 to drop approximately 30%
- Operating Temperature Range -55°C to +125°C
- The part temperature (ambient + temp rise) should not exceed 125°C under the worst case operating conditions. Circuit design, component placement, PCB trace size and thickness, airflow and other cooling provision all affect the part temperature. Part temperature should be verified in the end application.
- The rated current as listed is either the saturation current or the heating current depending on which value is lower.